

# TIAA Access Account - TIAA-CREF Large-Cap Value Fund

As of 12/31/2009

**GROSS/NET EXPENSE CHARGE:** 0.71% / 0.71%

**NET ASSETS:** \$19 million

**ANNUITY ACCOUNT INCEPTION DATE:** 02/01/2007

**UNDERLYING FUNDS INCEPTION DATE:** 10/01/2002

**COMPARATIVE INDEX:** S&P 500 TR

## INVESTMENT OBJECTIVE

Growth and Income

## UNDERLYING INVESTMENTS

TIAA-CREF Large-Cap Value Fund (TRLIX)

## INVESTMENT STRATEGY

The investment seeks a favorable long-term total return. The fund uses the dual investment management strategy and invests at least 80% of assets in equity securities of large domestic companies, as defined by the Russell 1000 Value index, that appear undervalued by the market based on our evaluation of their potential worth. It may invest up to 20% of total assets in foreign investments.

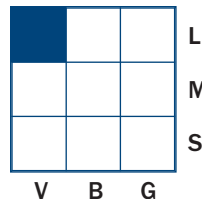
## PERFORMANCE as of Dec 31, 2009

	TOTAL RETURN		AVERAGE ANNUAL TOTAL RETURN				
	3 Months	YTD	1 Year	3 Year	5 Year	10 Year	Since Inception
Standardized	1.80%	30.59%	30.59%	-	-	-	-8.83%
Pre-dated Performance (Hypothetical)	-	-	-	-7.89%	-0.16%	-	-
S&P 500 TR	6.04%	26.46%	26.46%	-5.63%	0.42%	-0.95%	10.10%

The returns quoted represent past performance, which is no guarantee of future results. Returns and the principal value of your investment will fluctuate. Current performance may be higher or lower than that shown above, and you may have a gain or a loss when you redeem your mutual fund shares/annuity account accumulation units. For current performance information, including performance to the most recent month-end, call 800 TIAA-CREF (800 842-2273).

Pre-dated performance (Hypothetical) reflects the performance of the underlying funds earned at times prior to their offering in the TIAA Access variable annuity. Such performance is hypothetical since the fund was not available in the variable annuity prior to its inception date. Account performance above is net of all annuity contract recurring costs such as mortality and expense risk charges and annual administrative fees. Comparative Index performance does not reflect such costs and would be lower than shown if it did. There are no nonrecurring charges such as sales loads and contingent deferred sales loads.

## MORNINGSTAR STYLE BOX™ as of Dec 31, 2009



The Morningstar Style Box™ reveals a fund's investment strategy. For equity funds, the vertical axis shows the market capitalization of the stocks owned and the horizontal axis shows investment style (value, blend or growth).

Morningstar Category: Large Value

Data Provided by Morningstar, Inc. © 2009 Morningstar, Inc. All Rights Reserved. The information contained herein: (1) is proprietary to Morningstar and/or its content providers; (2) may not be copied or distributed; and (3) is not warranted to be accurate, complete or timely. Neither Morningstar nor its content providers are responsible for any damages or losses arising from any use of this information.

The comparative indices used for all mutual funds and accounts have been provided by Morningstar, Inc. and may not match those that appear in other websites or publications.

For more information please contact:

**800 TIAA-CREF (800 842-2273)**

(Weekdays 8 a.m. to 10 p.m. ET, Saturdays 9 a.m. to 6 p.m. ET.)

Visit the website at: [www.tiaa-cref.org](http://www.tiaa-cref.org)



FINANCIAL SERVICES  
FOR THE GREATER GOOD®

**TIAA-CREF Individual & Institutional Services, LLC and Teachers Personal Investors Services, Inc., members FINRA, distribute securities products. Annuity contracts and certificates are issued by Teachers Insurance and Annuity Association (TIAA) and College Retirement Equities Fund (CREF), New York, NY. You should consider the investment objectives, risks, charges and expenses carefully before investing. Please call 877 518-9161 to obtain both the contract and underlying funds' prospectuses, which contain this and other information. Please read the prospectuses carefully before investing. All investment vehicles are subject to market and other risk factors, which could result in loss of principal.**

© 2009 Teachers Insurance and Annuity Association - College Retirement Equities Fund (TIAA-CREF), New York, NY 10017

## TIAA Access Account - TIAA-CREF Large-Cap Value Fund

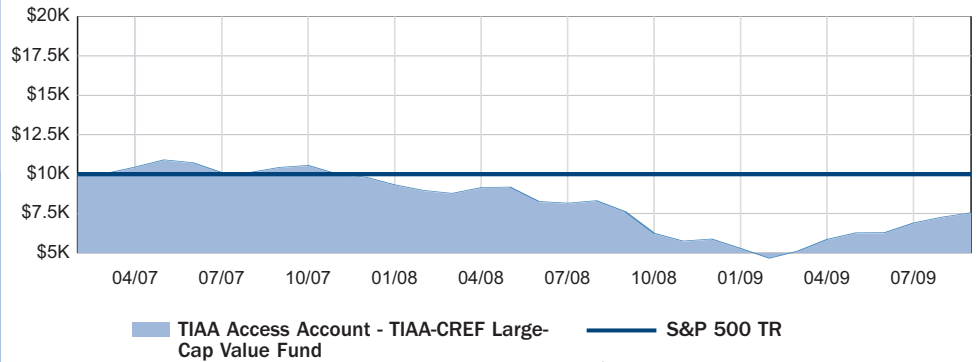
### PORTFOLIO FACTS as of Dec 31, 2009

Annual Turnover Ratio	151%
Quarter End Unit Value	\$18.89

### TOP TEN HOLDINGS as of Jul 31, 2009

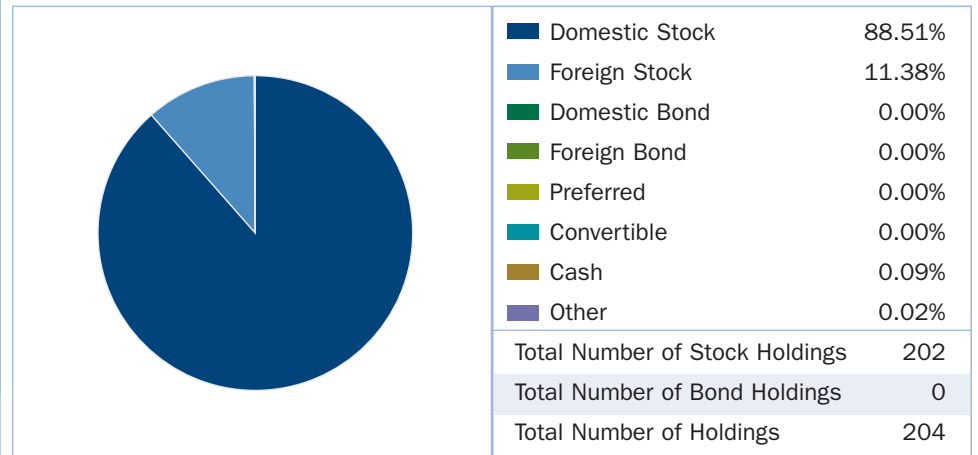
Issuer	Net Assets
1 ExxonMobil Corporation	3.52%
2 AT&T, Inc.	3.21%
3 Bank of America Corporation	2.64%
4 General Electric Company	2.63%
5 Chevron Corporation	2.53%
6 J.P Morgan Chase & Co.	2.36%
7 Pfizer Inc.	2.12%
8 Wells Fargo Company	2.04%
9 Johnson & Johnson	1.74%
10 State Street Corporation	1.45%

### HYPOTHETICAL GROWTH OF \$10,000 as of Dec 31, 2009



The chart illustrates the performance of a hypothetical \$10,000 investment made in the account on the month-end after the commencement of operations. The account total returns are not adjusted to reflect sales charges or the effects of taxation, but are adjusted to reflect actual ongoing fund expenses, and assume reinvestment of dividends and capital gains, net of all recurring costs such as mortality and expense risk changes and annual administrative fees. Comparative Index performance does not reflect such costs and would be lower than shown if it did. This chart is not intended to imply any future performance of the account.

### PORTFOLIO ANALYSIS as of Jul 31, 2009



The S&P 500 Index is a market-capitalization-weighted index of the 500 leading companies in major industries of the U.S. economy. You cannot invest directly in this index. S&P 500 is a registered trademark and service mark of the McGraw-Hill Companies.

Annuities are designed for retirement savings or for other long-term goals. They offer several payment options, including lifetime income (available on or before December 2009 from TIAA Access Lifecycle Retirement Income Account). Payments from TIAA and CREF variable annuities are not guaranteed, and the payment amounts will rise or fall depending on investment returns.

#### Investment Risk

Company risk is the risk that the earnings prospects and overall financial position of the issuer of a security will deteriorate, causing a decline in the security's value over short or extended periods of time.

Foreign investment risks are the risks of investing in securities of foreign issuers, in securities or contracts traded on foreign exchanges or in foreign markets, or in securities or contracts payable in foreign currency. Foreign investing involves special risks, including erratic market conditions, economic and political instability, and fluctuations in currency exchange rates. These investment risks may be magnified in emerging markets.

Large-cap risk is the risk that, by focusing on investments in securities of larger companies, a fund or account may have fewer opportunities to identify securities that the market misprices. In addition, larger companies may grow more slowly than the economy as a whole or not at all.

Market risk is the risk that the price of securities may decline in response to general market and economic conditions or events.

Style risk is the risk that a fund or account's growth investing or value investing style may be out of favor in the marketplace for various periods of time.

Value investing risks are the risks that (1) the issuer's potential business prospects may not be realized; (2) the securities' potential values may never be recognized by the market; and (3) due to unanticipated problems associated with the issuer or industry, the securities were appropriately priced (or overpriced) when acquired.

Please consult the prospectus for additional risk information.